




**Paediatric Pathology Society
And
Society for Pediatric Pathology
4th Joint Meeting
(PPS 60th Annual Scientific Meeting)**

Programme



**4-6th September 2014.
International Conference Centre (ICC)
Birmingham, UK**






**Paediatric Pathology Society
And
Society for Pediatric Pathology
4th Joint Meeting
(PPS 60th Annual Scientific Meeting)**

4th-6th September 2014

International Conference Centre,
Birmingham, UK



Local Organisers:

**Phil Cox,
Tamas Marton
Beata Hargitai**

Useful Information

Welcome to Birmingham for the 4th Joint Meeting Of The PPS and SPP (and the Diamond Jubilee of the PPS).

THE VENUE: The congress is being held in Birmingham's International Conference Centre (ICC) which has hosted many important events, from the G8 summit to political party conferences and medical and scientific meetings.

The Joint Meeting is being held in Halls 9 and 10 on the lower level of the ground floor at the canal end of the building. Signs inside the building will point you in the right direction. The ICC shares the building with the Birmingham Symphony Hall, the premier concert venue for the City. The hotels are situated a short walking distance from the ICC.

See the map below for directions.

FROM BIRMINGHAM AIRPORT: From Birmingham International Airport, trains run to Birmingham New Street Station about every 10 minutes. The single fare is either £2.40 or £3.50 depending on which train you get. The station is accessed via a monorail shuttle from the airport terminal building. The ICC and all the main hotels are a short walk from New Street Station, or you can get a taxi.

FROM LONDON (and LONDON HEATHROW AIRPORT): From London Heathrow take the London Underground or Heathrow Express into London and then you can travel to Birmingham from either London Euston or London Marylebone mainline stations (both connect to the London Underground). Euston trains arrive at Birmingham New Street, whilst Marylebone trains arrive at Birmingham Snow Hill. Euston trains are slightly quicker, whereas Marylebone trains are generally a little less crowded and cheaper. Both stations are a short distance from the ICC and hotels.

WEATHER: in September the weather is still mild, temperatures between +15 and +20 C. Whilst it may be sunny and warm, there may also be rain, so bring a coat and umbrella

SPECIAL DIET: If you need a special diet for the congress lunch or gala dinner and have not registered this already please let the conference registration desk know on arrival.

REGISTRATION: The registration desk will be in the foyer serving Halls 9 and 10. The registration desk will be open from 2pm on Thursday 4th until 5pm on Friday 5th.

THURSDAY EVENING RECEPTION: at 7.30 on Thursday evening, following the Symposium there will be a drinks reception in the brand new Library of Birmingham. This is the striking modern building next to the ICC. The reception will be on the 3rd floor in the Rotunda and, if the weather is kind, out on the terrace with views across the city.



GALA DINNER: The Gala dinner is being held in the Edwardian Tea Room of the Birmingham Museum and Art Gallery, a short walk from the ICC, past the New Library of Birmingham and over the connecting bridge into Chamberlain Square. There will be welcome drinks from 7.30 in the Round Room and Industrial Gallery, before dinner at 8pm. Dress Code: Smart casual.

SATURDAY EXCURSION: We will be travelling by coach to visit historic Warwick Castle and then onward to beautiful Stratford-upon-Avon, home of William Shakespeare. The buses will leave from outside the ICC at 1.30 (the meeting ends at 1.00), so please come prepared, to the final session of the meeting. A grab-and-go lunch will be provided for those going on the tour. You are advised to wear 'sensible' shoes, as there may be uneven surfaces and stairs to negotiate. A coat is also advised if the weather is not set fair. The tour will end with a traditional English afternoon tea.

WIFI: Delegate Wi-Fi is free and available in all halls, foyer areas and executive meeting rooms. Log on to ICCWIFI. No password is required.

CME/CPD CERTIFICATES: CME/CPD certificates will be available from the reception desk from coffee-time onwards on Saturday morning. They will be issued in exchange for a completed evaluation form.

FOOD IN BIRMINGHAM: Food in Birmingham is truly cosmopolitan. South Asian cuisine features widely, and we are famous for inventing the Balti, but you will find something to suit almost any taste. If you enjoy the best, there are four Michelin star restaurants to choose from in and around the city centre. For a quick lunch or evening meal there are many options around the canals, in nearby Brindley Place and in The Mailbox, a short walk along the canal. For Chinese food go to Chinatown, near the Hippodrome Theatre.

For a few suggestions see:

<http://www.birminghammail.co.uk/news/midlands-news/10-best-restaurants-birmingham-according-6654772>

and

<http://visitbirmingham.com/what-to-do/food-drink/>

SHOPPING: Birmingham is a major shopping destination. You will find some of the streets undergoing major work as the tram system is being extended, but all the shops are open for business. The main places to go are: The Bullring Shopping Centre with its space-age exterior and statue of a bull outside. This houses two large department stores – Selfridges and Debenhams along with a wide range of other stores. The Selfridges food court on the lower ground floor is a great place to stop during a shopping spree. On Corporation St., there is House of Fraser, another large Department store and the surrounding streets are given over to all manner of retail opportunities. The main bookstore, Waterstones, is situated close to the Bullring.

A trip to the Jewellery Quarter is another great option. This area, a short way from the city centre, is home to many jewellery manufacturers, ranging from the traditional to very modern. There is also a museum and heritage trail <http://visitbirmingham.com/explore->



[birmingham/blog/exploring-birminghams-heritage-in-the-jewellery-quarter/](http://www.birmingham.gov.uk/blog/exploring-birminghams-heritage-in-the-jewellery-quarter/) . It can be reached on foot from the ICC or by taking a bus, train, tram or short taxi ride. <http://www.jewelleryquarter.net/getting-here/>. The Jewellery Quarter website gives lots more information.

HEALTH: There are no particular health concerns.

CURRENCY: The Pound sterling. Cashpoint (ATM) machines can be found in the ICC, Brindley Place and at several locations on Broad Street as well as in the city centre. Withdrawals with a debit (bank) card are usually free of charge (of course your bank may charge for foreign exchange or for use of a credit card).

SAFETY: Birmingham is a big city so visitors should take care as they would in any city. Pickpockets are of course on the look out for an easy target, so look after your wallets and handbags, however, the city centre is generally safe to walk around, by day or at night. Broad Street can get a bit lively on a Friday and Saturday night as it is home to many of the night clubs – you may wish to take advantage of this – and of course a few revelers may have consumed more than is good for them.

ENTERTAINMENT: The ICC building also houses the Birmingham Symphony Hall, which is has something on most nights. On Friday night Lisa Stansfield is in concert, whilst on Sunday 7th there is a Gala Brass Band concert. Next door is the Birmingham Repertory Theatre (The Rep). The comedian Lenny Henry stars in 'Rudy's rare records' in the main theatre, with 'Grounded' in the small venue. The musical 'Wicked' is playing at the Hippodrome, although ticket availability for Saturday is limited. If you like stand-up comedy, try the Glee Club, near the Hippodrome. Art Garfunkel is playing at the New Alexandra Theatre on Sunday 7th September. Also on Sunday 7th, England play India at the Edgbaston Cricket Ground in a T20 match (short and lively form of cricket).

ART: Birmingham Museum and Art Gallery houses an internationally important collection of Pre-Raphaelite paintings along with other exhibitions and artefacts. Sadly the Staffordshire Hoard of Anglo-Saxon gold will not be on display, as its new gallery space does not open until October (you will have to come back another time to see it). Birmingham University's Barber Institute of Fine Arts houses a fine collection of European art and is also worth a visit. It can be reached by train from New Street Station – 2 stops, University Station on the line to Redditch/Longbridge.

GREEN SPACES: The city centre does not have a lot of parks or squares. The areas around the canals and around the cathedral are popular for sitting out on a sunny day. The University runs the botanical garden at Winterbourne House, on the University campus, whilst Birmingham Botanical Gardens ('the Botanics') is a short bus or taxi ride away. Cannon Hill Park, opposite the Edgbaston Cricket Ground is also popular and houses the Midlands Arts Centre (MAC) another small theatre/concert venue.



Instructions for presenters

Oral Presentations

You will have 10 minutes to present your paper, followed by 5 minutes for discussion. This will be strictly enforced, to ensure the smooth running of the meeting.

Please aim for approximately 1 slide per minute, with an **absolute maximum** of 20 slides for a 10 minute presentation. A computer and digital projector will be available in the lecture room, running Microsoft Powerpoint. Please let the local organisers know if you have any different requirements for your presentation.

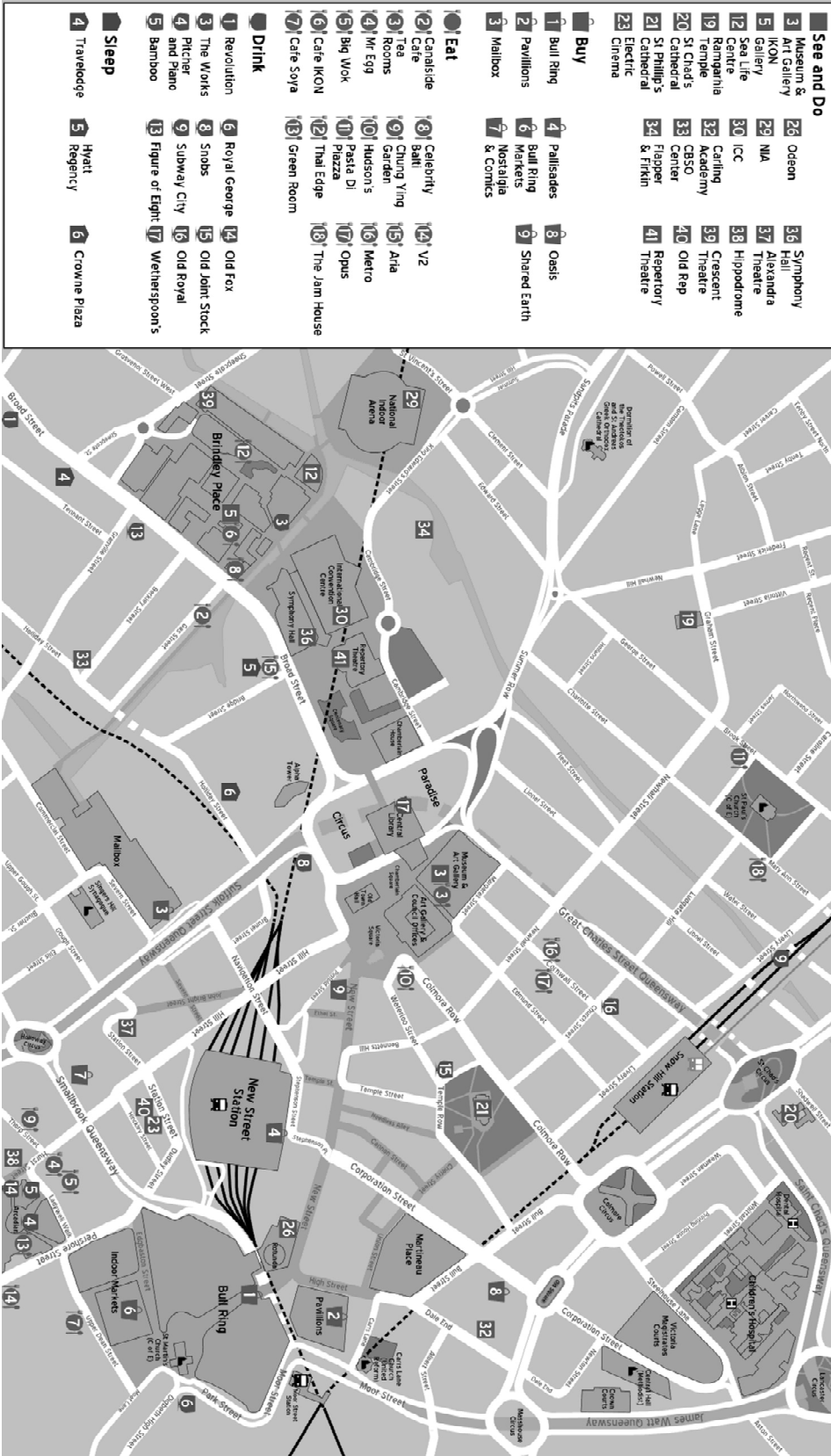
Poster Presentations

The poster should be **no more than** 1.5 m high x 1.2 m wide. Fixing materials will be available at the Conference Centre. The poster display area is in the foyer of Halls 9 & 10. Posters can be put up on Thursday afternoon or Friday morning. Boards will be numbered in order of presentation.

You will have 3 minutes to present your poster. This will be strictly enforced, to ensure the smooth running of the meeting.

Please aim for approximately 1 slide per minute, with an **absolute maximum** of 5 slides for a 3 minute presentation (including title slide). The organisers reserve the right to cut presentations down if they are too long so please ensure you can keep to the allotted time. A computer and digital projector will be available in the lecture room, running Microsoft Powerpoint. Please let the local organisers know if you have any different requirements for your presentation.

Discussion of posters will be grouped together at points during the session.





Programme Overview

Thursday 4th September 2014

17:00-19:00	Hall 9	Paediatric Neuropathology Symposium
19:30 -		Welcome Reception – 3rd Floor Rotunda, Library of Birmingham

Friday 5th September 2014

08:30-10:30	Hall 9	Paediatric Pathology Plenary Sessions (A1-A8)
	Hall 10	Perinatal Pathology Plenary Sessions (B1-B8)
10:30-11:00		Coffee/Tea Break
11:00-12:00	Hall 9	IPPA Graduate Sessions
	Hall 10	Perinatal Pathology Poster Session (B9-B22)
12:00-13:00	Hall 9	Lotte Strause Lecture: Dr Benjamin Wilkins
13:00-14:00		Lunch Break
14:00-15:00	Hall 9	Paediatric Pathology Plenary Sessions (A9-A12)
	Hall 10	Perinatal Pathology Plenary Sessions (B23-B26)
15:00-16:00	Hall 9	John Emery Lecture: Prof. Roc Kaschula
16:00-16:30		Coffee/Tea Break
16:30-18:00	Hall 9	Paediatric Pathology Society Annual General Meeting
	Hall 10	Society of Paediatric Pathology Business Meeting
		Gala Dinner – Birmingham Museum and Art Gallery

Saturday 6th September 2014

08:30-11:00	Hall 10	Paediatric Pathology Plenary & Poster Session (A13-A30)
	Hall 9	Perinatal Symposium – Skeletal Dysplasia
11:00-11:30		Coffee/Tea Break
11:30-13:00	Hall 9	Slide Seminar – New Insight in Head and Neck Pathology
	Hall 10	Perinatal Pathology Plenary & Poster Session (B27-B36)
13:30 -		Cultural Excursion to Warwick Castle and Stratford upon-Avon



Programme

Thursday 4th September 2014

17:00- 19:00 Paediatric Symposium

Chairperson:

Glen Taylor (SPP)
Ronald de Krijger (PPS)

Paediatric Neuropathology Symposium

- 17:00-17:30** **1. Zoltan Molnar**
Professor of Neurodevelopmental Biology and
Francis Szele
University Lecturer in Developmental Biology, University of
Oxford, Department of Physiology, Anatomy and Genetics.
Developmental biology, neuronal migration.
- 17:30-18:00** **2. Dr. Waney Squier** Department of Neuropathology,
Oxford University Hospitals. *Neonatal encephalopathy,
patterns and long term sequels.*
- 18:00-18:30** **3. Dr. Catherine Fallot-Bianco,**
Hopital Sainte Justine et Universite de Montreal (QC)
Canada.
Neuronal migration disorders
- 18:30-19:00** **4. Dr. Casper Jansen,**
Consultant Paediatric and Neuropathologist, Laboratorium
Pathologie Oost-Nederland. Hengelo, NL.
Paediatric Neurodegenerative Disorders

19:30 - **Welcome Reception - 3rd Floor Rotunda, Library of
Birmingham**

Friday 5th September 2014

08:30 -10:30 Plenary Sessions

Paediatric Pathology

Chairperson:

Csaba Galambos (SPP)

Rita Alaggio (PPS)

- 08:30-08:45** **A1. Colonic Osteoprotegerin: An Innate Response to Infection?**
Raghunath Ramanarasimhaiah,, Jason C. Burghardt, Fabiola S. Balarezo, Andrew Draghi II, Anthony T. Vella, Francisco A. Sylvester.
Hartford, USA.
- 08:45-09:00** **A2. Improvised double-embedding technique of minute biopsies in Hirschsprung disease: A mega boon to histopathology laboratory.**
Lokendra Yadav, Sarega Thomas, Usha Kin.
Bangalore/Noida, India.
- 09:00-09:15** **A3. Histopathological grading of rectum prior to ileoanal anastomosis (J-pouch) in children with refractory ulcerative colitis.**
Dina El Demellawy, Joseph de Nanassy, Emily Chan, Juan Bass, David Mack, Ahmed Nasr.
Ontario, Canada
- 09:15-09:30** **A4. Sloughing esophagitis pattern of esophagitis in children.**
Nick Shillingford, Evgeny Yakirevich, Weibiao Cao, Shamlal Mangray.
Los Angeles, USA
- 09:30-09:45** **A5. Eosinophilic gastrointestinal disease in liver transplant patients may be associated with rejection episodes.**
Nicoleta C. Arva, Hector Melin-Aldana.
Chicago, USA.
- 09:45-10:00** **A6. Calretinin immunohistochemistry Vs rapid Acetylcholinesterase histochemistry in Hirschsprung disease: Who wins and when?**
Lokendra Yadav, Usha Kini, Kanishka Das Suravi Mohanty, Divya Puttegowda.
Bangalore, India.
- 10:00-10:15** **A7. Redo Pul-Through in Hirschsprung Disease.**
Rabah R, Ralls MW, Freeman JJ, Coran AG, Ehrlich PF, Hirsch RB, Teitelbaum DH
Michigan, USA.
- 10:15-10:30** **A8. Integration of Genomic and Whole-Slide Imaging Data to Diagnose Pediatric Orthotopic Heart Transplant Rejection.**
Ajay K. Bhatia John Phan, Sonal Kothari, William Mahle, Samuel N. Jacte1, Caitlin A. Cundiff, May Wang, Bahig Shehata.
Atlanta, USA.



Perinatal Pathology

Chairperson:

Tamas Marton (PPS)
Rebecca Baergen (SPP)

- 08:30-08:45 (1) **B1. Intrapulmonary Vascular Shunt Pathways in Alveolar Capillary Dysplasia with Misalignment of Pulmonary Veins (ACD/MPV).**
Csaba Galambos,, Sunder Sims-Lucas, Noorjahan Ali, Jason Gien, Megan K. Dishop, Steven H. Abman.
Aurora/Pittsburgh, USA.
- 08:45-09:00 (2) **B2. A 25-year correlation between prenatal ultrasound and autopsy findings at a tertiary center – fetuses with developmental anomalies following termination of pregnancy (TOP).**
C. Struksnæs, S. Eik-Nes, H.-G. K. Blaas, C. Vogt.
Trondheim, Norway
- 09:00-09:15 **B3. Pathophysiological Mechanism of Abdominal Parenteral Nutrition Fluid Extravasation.**
Beata Hargitai, Phil Cox, Alison Bedford Russell, Velmurugan Ramalingam, Tamas Marton
Birmingham, UK.
- 09:15-09:30 **B4. The Spectrum of Cardiac Pathology in Fetal Hydrops due to Noonan syndrome.**
Phil Cox, Alison Foster, Beata Hargitai, Anastasia Konstantinidou , Tamas Marton.
Birmingham, UK; Athens, Greece
- 09:30-09:45 **B5. DPP6 mutation and endocardial fibroelastosis Seeking the unknown inheritance in neonatal death by whole exome hybridization.**
Laine Jukka, Annaniemi Aleksi, Nurminen Pietari, Markkula Tuomas, Lehtonen Tanita, Pursiheimo Juha-Pekka, Pohjola Pia, Gyenesei Attila, Laiho Asta, Ignatius Jaakko.
Turku, Finland.
- 09:45-10:00 **B6. Stem cell markers in Anorectal Malformations: an immunohistochemical study.**
Ludwig Kathrin, Volpe Andrea, Guzzardo Vicenza, Midrio Paola, Gamba Piergiorgio, Alaggio Rita.
Padova, Italy
- 10:00-10:15 **B7. Knockdown of ndufb11 in Zebrafish Model Results in Cardiac Anomalies, Confirming the Role of the Newly Recognized NDUFB11 in Histiocytoid Cardiomyopathy Pathogenesis.**
Bahig M. Shehata, Caitlin A. Cundiff, Kevin Lee, Ankit Sabharwal, Mukesh Kumar Lalwani, Angela K. Davis, Vartika Agarwal, Sridhar Sivasubbu, Greg Gibson.
Atlanta, USA; New Delhi, India.
- 10:15-10:30 **B8. Placental Pathology in Relation to Brain Injury and Neurodevelopmental Outcome in Very Preterm Birth.**
Nikkels PGJ, van Vliet EOG, Oudijk MA, Vries LS, Groenendaal F, Franx A, Benders MJ. Utrecht,
The Netherlands.

10:30-11:00 **Coffee/Tea Break**



11:00-12:00 IPPA Graduate & Perinatal Pathology Poster Sessions

IPPA Graduate Session

Chairperson:

Marta Cohen (IPPA/PPS)
Samantha Holden (PPS)

1. Jukka Laine (Finland)
DPP6 gene mutation in endocardial fibroelastosis
2. Kokai George (UK)
Hypertrophic cardiomyopathy –PTCD1 gene mutation
3. Vadgama, Bhumita (UK)
Anaplastic Large Cell Neuroblastoma
4. Gitta Turowski (Norway)
Placental changes in diabetes
5. Jens Stahlschmidt (UK)
Metanephric adenoma- unusual/novel variant of a translocation RCC

Perinatal Pathology Poster Session

Chairperson:

Ona M. Faye-Petersen (SPP)
Cesar Peres (PPS)

B9. Classification systems for perinatal mortality need to capture multi-hit placental aetiology.

Susan Prendeville, Brendan Fitzgerald.
Cork, Ireland.

B10. The Missing Piece or A Case of Umbilical Cord Cyst and Small Bowel Atresia.

C.Stefanovici, J-P de Chadarevian, K. Milbrandt R. Keijzer.
Winnipeg, Canada; Philadelphia, USA.

B11. Estimated bone lengths in fetuses younger than 14 WG.

Suonavy Khung-Savatovsky, Danielle Eurin, Félicia Joinau-Zoulovits, Nadia Belarbi, Fabien Guimot, Anne-Lise Delezoide,
Paris, France.

B12. Ganglionic Localization of the Fetal Rectum.

Catherine Takawira, Braikhna Yousafzai, Suzan Shenouda, Gregor Mukiz, Consolato Sergi.
Alberta, Canada; Innsbruck, Austria

B13. Listen to the head, not the heart: cardiac failure secondary to a dural arteriovenous fistula in a stillborn infant.

Aird J, Devaney D, Farrell M.
Dublin, Ireland.

B14. Pitfalls in the clinical assessment of dysmorphic features in the stillborn patient.

Halit Pinar, Sara Muhacir.
USA.



B15. Efficacy of perinatal autopsy in a developing economy with limited genetic/ancillary support: An audit.

Sunil Jaiman, Sirisha Rao Gundabattula Himabindu Nalluri.
Hyderabad, India.

B16. A case of I-cell disease (mucopolidosis II) presenting with prenatal lethal skeletal dysplasia and pulmonary hypoplasia.

Corina Moldovan.
Bristol, UK.

B17. Fine Needle Aspiration Cytology – A Novel Tool For Investigating Placental Structural Organisation.

Cassie Fives, Julie McCarthy, Louise Kenny, André Toulouse, Brendan Fitzgerald.
Cork, Ireland.

B18. Unexplained stillbirths - is placenta the miscreant?

Sunil Jaiman, Smita Pawar.
Hyderabad, India.

B19. Kyphomelic dysplasia in fetus: a Tunisian case.

Sarra Fouli, Mohamed Tahar Yacoubi, Meddeb Sawsen, Sarra Mestiri, Dejlja Abbessi -Bakir, Houda Mahmoudi, Moncef Mokni.
Sousse , Tunisia

B20. Pathological and Immunohistochemical Study as a Diagnostic Method in Placentas of Pregnancy with DENV Infection

Vânia Glória Silame Lopes, Christiane Fernandes Ribeiro, Patrícia Brasil , Licínio Esmeraldo da Silva, Andrea Lopes, Janice Coelho, Adriana Gouveia, Roger Rohlof, Rita Maria Ribeiro Nogueira.
Brazil.

B21. Primary Pulmonary Lymphangiectasia: Clinical-Radiological and Histopathological Study.

Vania Gloria Silami Lopes, Fabiana Resende Rodrigues, Claudia Schwartz Pegado, Carolina Ito Brum, Alan Vieira Araujo, Selma Maria de Azevedo Sias, Graça Helena Maia Canto Teixeira, Consuelo Lozoya Lopez.
Rio de Janeiro, Brazil

B22. Placental Correlates and Clinical Consequences of Term Fetal Intrauterine Growth Restriction.

Karen M Chisholm, Ann K Folkins.
Stanford, USA

12:00-13:00 Lotte Strauss Lecture - Dr Benjamin Wilkins

Chairperson:
Raj Kapur
(SPP President)

p53-mediated biliary defects caused by knockdown of cirhia, the zebrafish homolog of the gene responsible for North American Indian Childhood cirrhosis

13:00-14:00 Lunch

14:00-15:00 Plenary Sessions

Paediatric Pathology

Chairperson:

Aurore Coulomb (PPS)
Lisa Teot (SPP)

- 14:00-14:15** **A9 Congenital Melanoma: The Full Spectrum Of p.Q61R Mutation in NRAS.**
Cláudia M. Salgado, Dipanjan Basu, Marina Nikiforova, Ronald Hamilton, Robin Gheris, Regina Jakacki, Ashok Panigrahy, Svetlana Yatsenko, Miguel Reyes-Múgica.
Pittsburgh, USA.
- 14:15-14:30** **A10 Focal congenital hyperinsulinism: adenomatous hyperplasia of pancreatic endocrine cells. Immunohistochemical analysis of P57 expression.**
P Francalanci, R Mariani, I. Giovannoni, C Dionisi-Vici, A Maiorana, L Monti, M Pizzoferro, J de Ville de Goyet, J Rahier, R. Boldrini, F Callea.
Rome, Italy; Brussels, Belgium.
- 14:30-14:45** **A11 Somatic Mutations of PIK3CA in Lymphatic Malformations.**
R Murill, VL Luks, N Kamitaki, MP Vivero, JVMG Bovée, Al Alomari, AK Green, SJ Fishman, HPW Kozakewich, RA Maclellan, JB Mulliken, R Rahbar, SA Spencer, CC Trenor, J Upton, ML Warman, SA McCarroll, KC Kurek. Leiden, The Netherlands. Boston, USA.
- 14:45-15:00** **A12 Improving Detection of Metastatic Neuroblastoma in Bone Marrow Core Biopsies: A Proposed Immunohistochemical Approach.**
LN Parsons, G Gheorghe, K Yan, P Simpson, JA Jarzembowski.
USA.

Perinatal Pathology

Chairperson:

Linda Ernst (SPP)
Roger Malcomson (PPS)

- 14:00-14:15** **B23 Ex vivo Endothelin-Induced Relaxation of the Rat Remodeled Spiral Artery is Mediated via Endothelin Receptor B - Evidence from NOS Inhibition.**
Ilana Ariel, Galina Skarzinski, Vitali Belzer, Zaid Abassi, Michael Bursztyn.
Jerusalem/Haifa, Israel
- 14:15-14:30** **B24 Adherent Basal Plate Myometrial Fibers (BPMYO) In The Delivered Placenta: A Risk Factor For Development of Subsequent Placenta Accreta.**
Rebecca L. Linn, Emily Miller, K. Grace Lim, Linda M. Ernst.
Chicago/Pittsburgh, USA
- 14:30-14:45** **B25 Eosinophilic/T-cell Chorionic Vasculitis (ETCV) Involves Fetal Inflammatory Cells by Fluorescent in Situ Hybridization (FISH)**
Philip J. Katzman, Li Qiong, Nancy Wang.
New York, USA.



- 14:45-15:00** **B26** **Placental findings in late-onset small for gestational age births without Doppler signs of placental insufficiency and their impact in neurodevelopmental outcome.**
Alfons Nadal, Miguel Parra-Saavedra, Francesca Crovetto, Stefania Triunfo, Stefan Savchev, Anna Peguero, Eduard Gratacós, Francesc Figueras.
Barcelona, Spain; Barranquilla, Colombia; Milan/Rome, Italy.
- 15:00-16:00** **John Emery Memorial Lecture – Prof. Roc Kaschula**
(Cape Town, S Africa)
Chairperson:
Phil Cox (PPS)
(PPS President) Malnutrition as a form of Child Abuse or Neglect
- 16:00-16:30** **Coffee/Tea Break**
- 16:30-18:00** **PPS Annual General Meeting (Hall 9)**
SPP Business Meeting (Hall 10)
- 19.30** **Conference Gala Dinner – Birmingham Museum and Art Gallery**



Saturday 6th September 2014

08:30 -11:00 Perinatal Symposium – Skeletal Dysplasia Paediatric Pathology Plenary & Poster Session

Perinatal Symposium – Skeletal Dysplasia

Chairperson:

Hal Hawkins (SPP)
Clair Evans (PPS)

1. **Peter Nikkels:** Mimics of skeletal dysplasia and chondrodysplasia punctate
2. **Luc Oligny:** Ciliopathies as a cause of skeletal dysplasia.
3. **Trevor Cole:** Skeletal Dysplasias: Review of practice in the clinic setting.
4. **Linda Ernst:** Diagnosis of skeletal dysplasia in disrupted fetuses.

Paediatric Pathology Plenary & Poster Session

Chairperson:

Megan Dishop (SPP)
Diane Payton (PPS)

A13 Immunohistochemical Profile of MYC Protein in Pediatric Small Round Blue Cell Tumors.

Karen M Chisholm, Chandra Krishnan,, Amy Hereema-McKenney, Yasodha Natkunam.
Stanford/Austin/Cleveland, USA

A14 Persistent Hyperinsulinemic Hypoglycemia of Infancy (PHI): Morphoproteomics Defines the Biology of the Focal Lesion and Provides Therapeutic Options.

Robert E. Brown, Senthil Senniappan, Khalid Hussain, and Nina Tatevian.
London, UK.

A15 Therapy-related Lymphoblastic Neoplasms: Report of Two cases and Comparison with Clinicopathologic Features of Therapy-related Myeloid Neoplasms.

Jared Shows, Megan K. Dishop, Csaba Galambos, Mark A. Lovell, Heidi Cho, Brian Greffe, Joanne Hilden, Xiayuan Liang.
USA.

A16. An evidence-based recommendation for a standardized approach to detecting metastatic neuroblastoma in staging bone marrow biopsies.

LN Parsons, G Gheorghe, JA Jarzembowski.
Milwaukee, USA



A17 CD43 Expression in Myeloid/Monocytic, Langerhan's, and Dendritic Histiocytic Cell Tumors with A Diminished Immune Reactivity Pattern in Pediatric Patients.

Michelle L McCaw, Xiayuan Liang,
Denver, USA

A18 An updated biomarker study of embryonal (undifferentiated) sarcoma of the liver.

Amy Coffey, Rosanna Abellar, Helen Remotti.
New York, USA.

A19 Does Increased Chimerism in Allograft Cardiac Transplants Decrease Longevity? Utilizing Quantitative Real Time PCR in Pediatric Patients.

Shri Deshpande, Phillip C. Quigley, Caitlin A. Cundiff, Tiffany K. Roberts, Bahig M. Shehata.
Atlanta, USA.

A20 Congenital Melanocytic Nevi (CMN) And Neurocutaneous Melanocytosis (NCM) Show Heterogeneous Mutations of Codon 61 of NRAS.

Cláudia M. Salgado, Dipanjan Basu, Marina Nikiforova, Bruce S. Bauer, Donald Johnson, Veronica Rundell, Lorelei J. Gunwaldt, Miguel Reyes-Múgica.
Pittsburgh, USA.

A21 Does MAP2 Immunostain Have Diagnostic or Prognostic Value in the Evaluation of Ovarian Teratomas Associated with Pediatric Anti-N-Methyl-D-Aspartate (Anti-NMDAR) Encephalitis?

Caitlin Cundiff, Samuel N. Jactel, Nancy Elawabdeh, Dina el Demellawy, Carlos R. Abramowsky, Megan M Durham, Bahig Shehata.
Atlanta, USA; Ottawa, Canada

A22 Significance of mild isolated increase in intraepithelial lymphocytes in pediatric duodenal biopsies.

Hector Melin-Aldana, Nicoleta C. Arva.
Chicago, USA

A23 The High Multiplicity Of Prenatal Nevi In Adolescents And Adults As Further Evidence Of Upward Migration Of Nevus Cells.

Stewart F. Cramer, Cláudia M. Salgado & Miguel Reyes-Múgica.
New York/Pittsburgh, USA

A24 Two Cases of Familial Wilms Tumor Reveal DICER1 and FTW1 Gene Mutation.

Caitlin A. Cundiff, Phillip C. Quigley, Samuel N. Jactel, Shelley A. Caltharp, Haynes Robinson, Bahig M. Shehata.
Atlanta/Akron, USA.

A25 Comparison of Intraoperative Interpretations in Pathology Reports and Operative Reports in a Large Pediatric Institution.

Rebecca J. Collins, Sandy Cope-Yokoyama, Veena Rajaram,, Dinesh Rakheja, and Hung S. Luu.
Dallas, USA.

A26 Disorders of sex development, Gonadal Dysgenesis, Dysplasia: histological assessment of gonadal samples and pathological approach to the tumoral risk.

Lepais L, Morel Y, Mouriquand P, Gorduza D, Collardeau-Frachon S, Dijoud F. Bron,
France

A27 IgG4 sclerosing cholangitis in a child.

Shamlal Mangray, Shova Subedi, Thaddeus Herliczek, Ezequiel Neimark, Evgeny Yakirevich.
Providence, USA.



A28 Masson's lesion: A reactive endothelial proliferation – A pediatric series.

Sarangarajan Ranganathan, Alejandro Best Rocha, Miguel Reyes-Múgica
Pittsburgh, USA.

A29. Cardiac Manifestations of Rosai-Dorfman Disease: Report of a Pediatric Case and Review of Literature.

Adam J Robin, Salil Ginde, Lauren Parsons, Samuel J Milwanovich, Paula North, Peter J Bartz, Gabriela Gheorghe.
USA.

A30 Correlation between p16 and p63 expression and Human Papilloma Virus infection in juvenile laryngeal papillomatosis

Louise Galmiche, Sébastien Pierrot, Hélène Pére, Cécile Badoual.
Paris, France.

11:00-11:30 Coffee/Tea Break

**11:30 -13:00 Slide seminar
– New insight in head and neck pathology
Perinatal Pathology Plenary & Poster Session**

Slide Seminar – New Insight in Head and Neck Pathology

Chairpersons:

Raffaella Morotti (SPP)
Marian Malone (PPS)

1. John Hicks, USA
An odontogenic tumor
2. Kyle Kurek, USA
Facial infiltrating lipomatosis
3. Bruce Pawel, USA
Myoepithelial carcinoma
4. Lisa Teot, USA
Esthesioneuroblastoma
5. Jane Dahlstrom, Australia
Cranial fasciitis



Perinatal Pathology Plenary & Poster Session

Chairpersons:

Nick Smith (PPS)
Monique De Paepe (SPP)

B27 C4d deposition in placentas with histiocytic intervillitis.

Elizabeth M. Williams, Erin R. Rudzinski, Assaf P. Oron, Matthew Thompson, Susan Coventry, Robert Bendon, Seattle/Louisville, USA.

B28 Meconium Induced Myonecrosis on a background of Distal Villous Immaturity – a repeating pathological sequence in a proportion of late stillbirths?

Carmel Ryan, Brendan Fitzgerald, Cork, Ireland

B29 Effect of Pregnancy Induced Hypertensive Disorders on Growth of Placenta Along Short and Long Axes and Neonatal Outcomes.

Phad N, Dahlstrom JE, Ellwood DE, Kent AL, Canberra, Australia

B30 A 3 Case Report of Unusual Pediatric Cardiac Tumors.

Caitlin A. Cundiff, Aarti Dalal, Phillip C. Quigley, Shelley A. Caltharp, Bahig M. Shehata, Atlanta, USA.

B31 Arrhythmogenic Right Ventricular Dysplasia (ARVD) A Review of 34 Pediatric Cases From a Single Institution Focusing on Genetic Background and a Review of the Literature.

Phillip C. Quigley, Caitlin A. Cundiff, Samuel N. Jactel, Addie Frank, Timothy C. Slesnick, Bahig M. Shehata, Atlanta, USA

B32 Eosinophilic gastroenteritis: A pediatric series.

Sabah Boudjemaa, Chloé Broudin, Linda Dainese, Julie Lemale, Joseph Aroulandom, Vincent Guinard-Samuel, Patrick Tounian, Aurore Coulomb, Paris, France.

B33 Soft tissue malignant rhabdoid tumor arising after 25-year remission.

Guilmette, J. Chami, R. Soucy, G. Soulières, D. Laverdière, C. Bouron-Dal Soglio, D. Montreal, Canada.

B34 Sclerosing rhabdomyosarcoma with collagen rosettes, a case presenting with multiple lesions in an infant.

Isabel Colmenero, Frank Mussai, Jackie Allotey, Sue Cavanagh, Edmund Cheesman, Anna Kelsey, Manchester, UK.

B35 Establishing Quantitative Parameters for the Identification of Ganglion Cells in Cases of Hirschsprung's Disease.

Braikhna Yousafzai, Bryan Dicken, Ioana Bratu¹, Gordon Lees, Mark Evans, Catherine Takawira, Suzan Shenouda, Atilano Lacson, Consolato Sergi, Gregor Mikuz, Alberta, Canada; Innsbruck, Austria.

**13:30 Onwards – Cultural Activity/Excursion
Warwick Castle and Stratford upon Avon**